




Mobile Check Deposit

Deposit your checks...Anywhere, Anytime!!


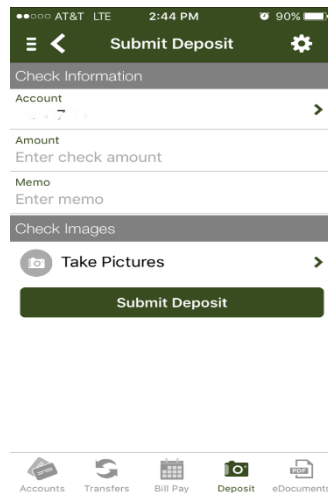
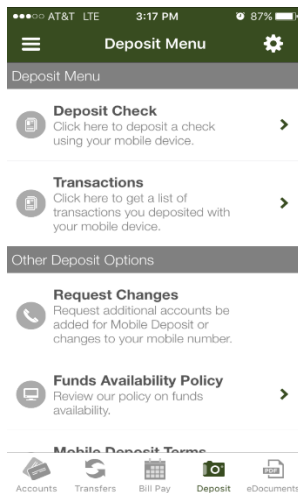
(Enrollment in Internet Banking is required)

Access Mobile Deposit through your Mobile Banking App

You must first enroll for Deposit Capture by clicking the  "Deposit" tab on your Mobile Banking home page.

(You will receive an e-mail once your enrollment has been accepted.)

You are now ready to Deposit your checks with just a tap of your smartphone!



1. Choose "Deposit Check"

2. Enter the amount of the Check and choose "Take Picture"

3. Take a picture of the front and the back of your check and click "Save images"

4. Click 

You will receive an email once the deposit is accepted. Deposit submitted before 3:00 p.m. CST will post on the same business day. Any mobile deposits submitted after 3:00 p.m. CST will post on next business date.